

Parts Change Notice

Model No. CS-A7BKP/CU-A7BKP5, CS-A9BKP/CU-A9BKP5, CS-A12BKP/CU-A12BKP5

Please revise the original parts list in the Service Manual to conform to the change(s) shown herein.
If new part numbers are shown, be sure to use them ordering parts.





Reason for Change

*The circled item indicates the reason. If no marking, see the Notes in the bottom column.

1. Improve performance	
2. Change of material or dimension	
3. To meet approved specification	
4. Standardization	
5. Addition	
6. Deletion	
7. Correction	
8. Other	

Interchangeability Code

**The circled item indicates the interchangeability. If no marking, see the Notes in the bottom column.

Parts	Set Production	
A Original New	 Early Late	Original or new parts may be used in early or late production set. Use original parts until exhausted, then stock new parts.
B Original New	 Early Late	Original parts may be used in early production sets only. New parts may be used in early or late production sets. Use original parts where possible, then stock new parts.
C Original New	 Early Late	New parts only may be used in early or late production sets. Stock new parts.
D Original New	 Early Late	Original parts may be used in early production sets only. New parts may be used in late production sets only. Stock both original and new parts.
E Other		

Part Number

Model No.	Ref. No.	Original Part No.	New Part No.	Notes	Part Name & Descriptions
CU-A7BKP5	5	CWA951087	CWA951119	7, C	FAN MOTOR
CU-A9BKP5	5	CWA951087	CWA951119	7, C	FAN MOTOR
CU-A12BKP5	5	CWA951117	CWA951121	7, C	FAN MOTOR
CU-A7BKP5	41	CWT01C2314	CWT01C2313	7, C	TUBE ASS'Y (CHECK VALVE/CAPILLARY)
CU-A9BKP5	41	CWT01C2311	CWT01C2310	7, C	TUBE ASS'Y (CHECK VALVE/CAPILLARY)
CU-A12BKP5	41	CWT01C2308	CWT01C2348	7, C	TUBE ASS'Y (CHECK VALVE/CAPILLARY)
CU-A7BKP5	44	K6C2C7A00001	K6A2C7A00002	7, C	ELECTRO MAGNETIC SWITCH
CU-A12BKP5	44	K6C2C7A00001	K6A2C7A00002	7, C	ELECTRO MAGNETIC SWITCH
CU-A7BKP5	45	CWA14C1001	CWA14C1009	7, C	TEMPERATURE RELAY

Panasonic

© 2002 Matsushita Industrial Corp. Sdn. Bhd. (11969-T). All rights reserved. Unauthorized copying and distribution is a violation of law.

Part Number					
Model No.	Ref. No.	Original Part No.	New Part No.	Notes	Part Name & Descriptions
CU-A9BKP5	45	CWA14C1001	CWA14C1009	7, C	TEMPERATURE RELAY
CU-A12BKP5	45	CWA14C1001	CWA14C1009	7, C	TEMPERATURE RELAY

File this Parts Change Notice with your copy of the Service Manual.