





# Parts Change Notice

## Model No. CS-A24BKP/CU-A24BKP5

Please revise the original parts list in the Service Manual to conform to the change(s) shown herein.  
If new part numbers are shown, be sure to use them ordering parts.

Reason for Change	
*The circled item indicates the reason. If no marking, see the Notes in the bottom column.	
1. Improve performance	
2. Change of material or dimension	
3. To meet approved specification	
4. Standardization	
5. Addition	
6. Deletion	
7. Correction	
8. Other	

Interchangeability Code		
**The circled item indicates the interchangeability. If no marking, see the Notes in the bottom column.		
Parts	Set Production	
A Original New	 Early Late	Original or new parts may be used in early or late production set. Use original parts until exhausted, then stock new parts.
B Original New	 Early Late	Original parts may be used in early production sets only. New parts may be used in early or late production sets. Use original parts where possible, then stock new parts.
C Original New	 Early Late	New parts only may be used in early or late production sets. Stock new parts.
D Original New	 Early Late	Original parts may be used in early production sets only. New parts may be used in late production sets only. Stock both original and new parts.
E Other		

Part Number					
Model No.	Ref. No.	Original Part No.	New Part No.	Notes	Part Name & Descriptions
CU-A24BKP5-2	5	CWA921102	CWA921080	3, C	FAN MOTOR
CS-A24BKP-2	6	CWB30C1129	CWB30C1266	3, C	EVAPORATOR
CS-A24BKP-2	22	CWA742496	CWA743041	3, C	ELECTRONIC CONTROLLER (MAIN)

File this Parts Change Notice with your copy of the Service Manual.