

Parts Change Notice

CS-A24BD1P CS-A28BD1P CS-A34BD1P CS-A43BD1P CS-A50BD1P

Please revise the original parts list in the Service Manual to conform to the change(s) shown herein.
If new part numbers are shown, be sure to use them ordering parts.





Reason for Change

*The circled item indicates the reason. If no marking, see the Notes in the bottom column.

| | |
|------------------------------------|--|
| 1. Improve performance | |
| 2. Change of material or dimension | |
| 3. To meet approved specification | |
| 4. Standardization | |
| 5. Addition | |
| 6. Deletion | |
| 7. Correction | |
| 8. Other | |

Interchangeability Code

**The circled item indicates the interchangeability. If no marking, see the Notes in the bottom column.

| Parts | Set Production | |
|-------------------|---|--|
| A Original New |  Early Late | Original or new parts may be used in early or late production set. Use original parts until exhausted, then stock new parts. |
| B Original New |  Early Late | Original parts may be used in early production sets only. New parts may be used in early or late production sets. Use original parts where possible, then stock new parts. |
| C Original New |  Early Late | New parts only may be used in early or late production sets. Stock new parts. |
| D Original New |  Early Late | Original parts may be used in early production sets only. New parts may be used in late production sets only. Stock both original and new parts. |
| E Other | | |

Part Number

| Model No. | Ref. No. | Original Part No. | New Part No. | Notes | Part Name & Descriptions |
|------------|----------|-------------------|--------------|-------|--------------------------|
| CS-A28BD1P | 4 | P45-T04510 | P45-T05850 | 7, C | DISTRIBUTOR ASS'Y |
| CS-A24BD1P | 8 | P45-T07020 | P45-T04490 | 7, C | FAN BASE ASS'Y |
| CS-A28BD1P | 8 | P45-T06980 | P45-T04270 | 7, C | FAN BASE ASS'Y |
| CS-A34BD1P | 8 | P45-T07000 | P45-T03880 | 7, C | FAN BASE ASS'Y |
| CS-A43BD1P | 8 | P45-T07000 | P45-T03880 | 7, C | FAN BASE ASS'Y |
| CS-A50BD1P | 8 | P45-T07010 | P45-T04040 | 7, C | FAN BASE ASS'Y |
| CS-A34BD1P | 9 | P45-T04260 | - | 7, C | CASING ASS'Y |
| CS-A43BD1P | 9 | P45-T04260 | - | 7, C | CASING ASS'Y |
| CS-A28BD1P | 10 | P45-T06760 | P45-T04260 | 7, C | CASING & IMPELLER R AS. |
| CS-A34BD1P | 10 | - | P45-T04260 | 7, C | CASING & IMPELLER R AS. |
| CS-A43BD1P | 10 | - | P45-T04260 | 7, C | CASING & IMPELLER R AS. |
| CS-A28BD1P | 11 | P45-T06770 | P45-T04260 | 7, C | CASING & IMPELLER L AS. |
| CS-A34BD1P | 11 | - | P45-T04260 | 7, C | CASING & IMPELLER L AS. |



© 2003 Matsushita Industrial Corp. Sdn. Bhd. (11969-T). All rights reserved. Unauthorized copying and distribution is a violation of law.

| Part Number | | | | | |
|--------------------|----------|-------------------|--------------|-------|--------------------------|
| Model No. | Ref. No. | Original Part No. | New Part No. | Notes | Part Name & Descriptions |
| CS-A43BD1P | 11 | - | P45-T04260 | 7, C | CASING & IMPELLER L AS. |
| CS-A24BD1P | 23 | A53D0003A | A73C1168 | 7, C | PCB ASSEMBLY |
| CS-A28BD1P | 23 | A53D0003A | A73C1168 | 7, C | PCB ASSEMBLY |
| CS-A34BD1P | 23 | A53D0003A | A73C1168 | 7, C | PCB ASSEMBLY |
| CS-A43BD1P | 23 | A53D0003A | A73C1168 | 7, C | PCB ASSEMBLY |
| CS-A50BD1P | 23 | A53D0003A | A73C1168 | 7, C | PCB ASSEMBLY |
| CS-A24BD1P | 26 | P06-T04740 | - | 7, C | FUSE (250V T5A) |
| CS-A28BD1P | 26 | P06-T04740 | - | 7, C | FUSE (250V T5A) |
| CS-A34BD1P | 26 | <--- | P06-T04740 | 7, C | FUSE (250V T5A) |
| CS-A43BD1P | 26 | <--- | P06-T04740 | 7, C | FUSE (250V T5A) |
| CS-A50BD1P | 26 | <--- | P06-T04740 | 7, C | FUSE (250V T5A) |
| CS-A24BD1P | - | - | P46-T04000 | 5, C | WIRE HARNESS ASS'Y IHA |
| CS-A28BD1P | - | - | P46-T04000 | 5, C | WIRE HARNESS ASS'Y IHA |
| CS-A34BD1P | - | - | P46-T04000 | 5, C | WIRE HARNESS ASS'Y IHA |
| CS-A43BD1P | - | - | P46-T04000 | 5, C | WIRE HARNESS ASS'Y IHA |
| CS-A50BD1P | - | - | P46-T04000 | 5, C | WIRE HARNESS ASS'Y IHA |

File this Parts Change Notice with your copy of the Service Manual.