

Parts Change Notice

Model No. CS-A12ATP5/CU-A12ATP5, CS-A18ATP5/CU-A18ATPT5, CS-A24ATP5/CU-A24ATPT5

Please revise the original parts list in the Service Manual to conform to the change(s) shown herein.
If new part numbers are shown, be sure to use them ordering parts.





Reason for Change

*The circled item indicates the reason. If no marking, see the Notes in the bottom column.

1. Improve performance	
2. Change of material or dimension	
3. To meet approved specification	
4. Standardization	
5. Addition	
6. Deletion	
7. Correction	
8. Other	

Interchangeability Code

**The circled item indicates the interchangeability. If no marking, see the Notes in the bottom column.

Parts	Set Production	
A Original New	 Early Late	Original or new parts may be used in early or late production set. Use original parts until exhausted, then stock new parts.
B Original New	 Early Late	Original parts may be used in early production sets only. New parts may be used in early or late production sets. Use original parts where possible, then stock new parts.
C Original New	 Early Late	New parts only may be used in early or late production sets. Stock new parts.
D Original New	 Early Late	Original parts may be used in early production sets only. New parts may be used in late production sets only. Stock both original and new parts.
E Other		

Part Number

Model No.	Ref. No.	Original Part No.	New Part No.	Notes	Part Name & Descriptions
CS-A12ATP5	13	CWA31342	CWA31602	7, C	CAPACITOR - FAN MOTOR
CS-A12ATP5	27	CWE20C135	CWE20135	7, C	DISCHARGE GRILLE
CS-A18ATP5	27	CWE20C135	CWE20135	7, C	DISCHARGE GRILLE
CS-A24ATP5	27	CWE20C135	CWE20135	7, C	DISCHARGE GRILLE
CS-A12ATP5	31	CWE391051	CWE391056	7, C	INDICATOR
CS-A18ATP5	31	CWE391051	CWE391056	7, C	INDICATOR
CS-A24ATP5	31	CWE391051	CWE391056	7, C	INDICATOR
CS-A12ATP5	32	CWD76C003	CWD76C005	7, C	RECEIVER COMPLETE
CS-A18ATP5	32	CWD76C003	CWD76C005	7, C	RECEIVER COMPLETE
CS-A24ATP5	32	CWD76C003	CWD76C005	7, C	RECEIVER COMPLETE

Panasonic

© 2002 Matsushita Industrial Corp. Sdn. Bhd. (11969-T). All rights reserved. Unauthorized copying and distribution is a violation of law.

Part Number					
Model No.	Ref. No.	Original Part No.	New Part No.	Notes	Part Name & Descriptions
CU-A18ATPT5	15	CWH35113B	CWH35K029B	7, C	HOLDER COUPLING
CU-A24ATPT5	15	CWH35114B	CWH35K030B	7, C	HOLDER COUPLING
CU-A24ATPT5	21	CWB01377	CWB01430	7, C	3-WAY VALVE (GAS SIDE)
CU-A18ATPT5	30	DS371356CPNA	F0GAH355A002	7, C	CAPACITOR - FAN MOTOR
CU-A24ATPT5	30	DS371356CPNA	F0GAH355A002	7, C	CAPACITOR - FAN MOTOR
CU-A12ATP5	31	CWA312076	DS371306CPNA	7, C	CAPACITOR - COMPRESSOR
CU-A18ATPT5	31	CWA312077	DS371356CPNA	7, C	CAPACITOR - COMPRESSOR
CU-A24ATPT5	31	CWA312079	DS371456CPNA	7, C	CAPACITOR - COMPRESSOR
CU-A18ATPT5	33	CWA00111	K6C2C7A00001	7, C	ELECTROL MAGNETIC SWITCH
CU-A24ATPT5	33	CWA00111	K6C2C7A00001	7, C	ELECTROL MAGNETIC SWITCH
CU-A12ATP5	36	CWA30057	CWH30057	7, C	HOLDER - CAPACITOR
CU-A18ATPT5	36	CWA30057	CWH30057	7, C	HOLDER - CAPACITOR
CU-A12ATP5	38	CWA28K1021	CWA28K216	7, C	TERMINAL BOARD
CU-A18ATPT5	38	CWA28K1021	CWA28K216	7, C	TERMINAL BOARD
CU-A24ATPT5	38	CWA28K1021	CWA28K216	7, C	TERMINAL BOARD
CU-A18ATPT5	39	CWH4711012	CWA4711012	7, C	TERMINAL BOARD (SMALL)
CU-A24ATPT5	39	CWH4711012	CWA4711012	7, C	TERMINAL BOARD (SMALL)
CU-A12ATP5	58	CWF563417	CWF563592	7, C	OPERATING INSTRUCTIONS
CU-A18ATPT5	58	CWF563417	CWF563592	7, C	OPERATING INSTRUCTIONS
CU-A24ATPT5	58	CWF563417	CWF563592	7, C	OPERATING INSTRUCTIONS
CU-A12ATP5	NIL	NIL	CWH7041200	5, C	HOLDER - O.L.P.
CU-A12ATP5	NIL	NIL	CWA121095	5, C	O.L.P.

File this Parts Change Notice with your copy of the Service Manual.