

Parts Change Notice

CS-A18BD3P

Please revise the original parts list in the Service Manual to conform to the change(s) shown herein.
If new part numbers are shown, be sure to use them ordering parts.





Reason for Change

*The circled item indicates the reason. If no marking, see the Notes in the bottom column.

1. Improve performance	
2. Change of material or dimension	
3. To meet approved specification	
4. Standardization	
5. Addition	
6. Deletion	
7. Correction	
8. Other	

Interchangeability Code

**The circled item indicates the interchangeability. If no marking, see the Notes in the bottom column.

Parts	Set Production	
A Original New	 Early Late	Original or new parts may be used in early or late production set. Use original parts until exhausted, then stock new parts.
B Original New	 Early Late	Original parts may be used in early production sets only. New parts may be used in early or late production sets. Use original parts where possible, then stock new parts.
C Original New	 Early Late	New parts only may be used in early or late production sets. Stock new parts.
D Original New	 Early Late	Original parts may be used in early production sets only. New parts may be used in late production sets only. Stock both original and new parts.
E Other		

Part Number

Model No.	Ref. No.	Original Part No.	New Part No.	Notes	Part Name & Descriptions
CS-A18BD3P	4	P45-T07XXX	P45-T07520	7, C	DISTRIBUTOR ASS'Y

File this Parts Change Notice with your copy of the Service Manual.