

# Parts Change Notice

## Model No. CS-A18BKP/CU-A18BKP5, CS-A24BKP/CU-A24BKP5

Please revise the original parts list in the Service Manual to conform to the change(s) shown herein.  
If new part numbers are shown, be sure to use them ordering parts.





### Reason for Change

\*The circled item indicates the reason. If no marking, see the Notes in the bottom column.

1. Improve performance	
2. Change of material or dimension	
3. To meet approved specification	
4. Standardization	
5. Addition	
6. Deletion	
7. Correction	
8. Other	

### Interchangeability Code

\*\*The circled item indicates the interchangeability. If no marking, see the Notes in the bottom column.

Parts	Set Production	
A Original New	 Early Late	Original or new parts may be used in early or late production set. Use original parts until exhausted, then stock new parts.
B Original New	 Early Late	Original parts may be used in early production sets only. New parts may be used in early or late production sets. Use original parts where possible, then stock new parts.
C Original New	 Early Late	New parts only may be used in early or late production sets. Stock new parts.
D Original New	 Early Late	Original parts may be used in early production sets only. New parts may be used in late production sets only. Stock both original and new parts.
E Other		

### Part Number

Model No.	Ref. No.	Original Part No.	New Part No.	Notes	Part Name & Descriptions
CU-A18BKP5	3	CWD54238	CWD54237	7, C	FAN MOTOR BRACKET
CU-A18BKP5-6	3	CWD54238	CWD54237	7, C	FAN MOTOR BRACKET
CU-A18BKP5	5	CWA921080	CWA921101	7, C	FAN MOTOR
CU-A18BKP5-6	5	CWA921080	CWA921101	7, C	FAN MOTOR
CU-A24BKP5-2	5	CWA921081	CWA921102	7, C	FAN MOTOR
CU-A24BKP5-6	5	CWA921081	CWA921102	7, C	FAN MOTOR
CU-A18BKP5-2	9	2JS318D3CB02	2JS318E3AA02	7, C	COMPRESSOR
CU-A24BKP5	15	CWH35K029B	CWH35K030B	7, C	HOLDER COUPLING ASS'Y
CU-A24BKP5-2	15	CWH35K029B	CWH35K030B	7, C	HOLDER COUPLING ASS'Y
CU-A24BKP5-6	15	CWH35K029B	CWH35K030B	7, C	HOLDER COUPLING ASS'Y

# Panasonic

© 2002 Matsushita Industrial Corp. Sdn. Bhd. (11969-T). All rights reserved. Unauthorized copying and distribution is a violation of law.

<b>Part Number</b>					
Model No.	Ref. No.	Original Part No.	New Part No.	Notes	Part Name & Descriptions
CU-A24BKP5-2	18	CWB00K1008	CWB00K1013	7, C	4-WAY VALVE ASS'Y
CU-A24BKP5-2	23	CWH10K1019	CWH10K1013	7, C	CONTROL BOARD
CU-A24BKP5-2	26	CWH30060	CWH301016	7, C	HOLDER CAPACITOR
CU-A24BKP5-2	28	CWA742754	CWA742837	7, C	ELECTRONIC CONTROLLER
CU-A18BKP5	29	CWA742771	-	7, C	ELECTRONIC CONTROLLER
CU-A18BKP5-2	29	CWA742771	-	7, C	ELECTRONIC CONTROLLER
CU-A18BKP5-3	29	CWA742771	-	7, C	ELECTRONIC CONTROLLER
CU-A18BKP5-6	29	CWA742771	-	7, C	ELECTRONIC CONTROLLER
CU-A24BKP5	29	CWA742698	-	7, C	ELECTRONIC CONTROLLER
CU-A24BKP5-2	29	CWA742698	-	7, C	ELECTRONIC CONTROLLER
CU-A24BKP5-3	29	CWA742698	-	7, C	ELECTRONIC CONTROLLER
CU-A24BKP5-6	29	CWA742698	-	7, C	ELECTRONIC CONTROLLER
CU-A18BKP5-6	31	CWH32082	CWH32089	7, C	HOLDER - SENSOR
CU-A18BKP5-2	37	CWH13336A	CWH13331A	7, C	CONTROL BOARD COVER
CU-A24BKP5-2	37	CWH13336A	CWH13331A	7, C	CONTROL BOARD COVER
CU-A18BKP5	39	CWF563300	CWF563591	7, C	OPERATING INSTRUCTION
CU-A24BKP5	39	CWF563300	CWF563591	7, C	OPERATING INSTRUCTION

File this Parts Change Notice with your copy of the Service Manual.